



Message-Passing Programming: MPI

National Tsing-Hua University
2017, Summer Semester



Outline

■ MPI Introduction

- History & Evolution

■ Communication Methods

- Synchronous / Asynchronous
- Blocking / Non-Blocking

■ MPI API

- Point-to-Point Communication Routines
- Collective Communication Routines
- Group and Communicator Management Routines

■ MPI-IO

What is MPI

- **MPI = Message Passing Interface**

- A **specification** for the developers and users of message passing libraries

 - By itself, it is an **interface NOT a library**

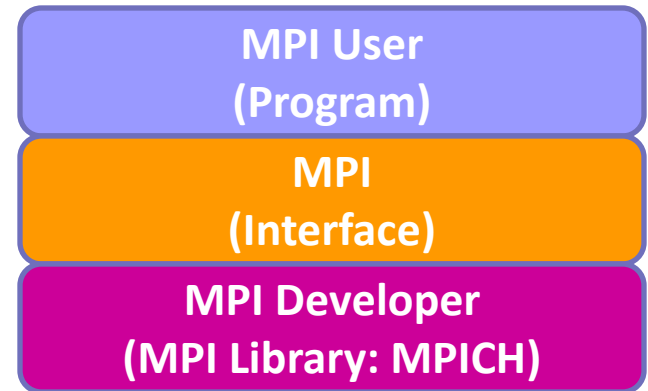
- Commonly used for **distributed memory system & high-performance computing**

- Goal:

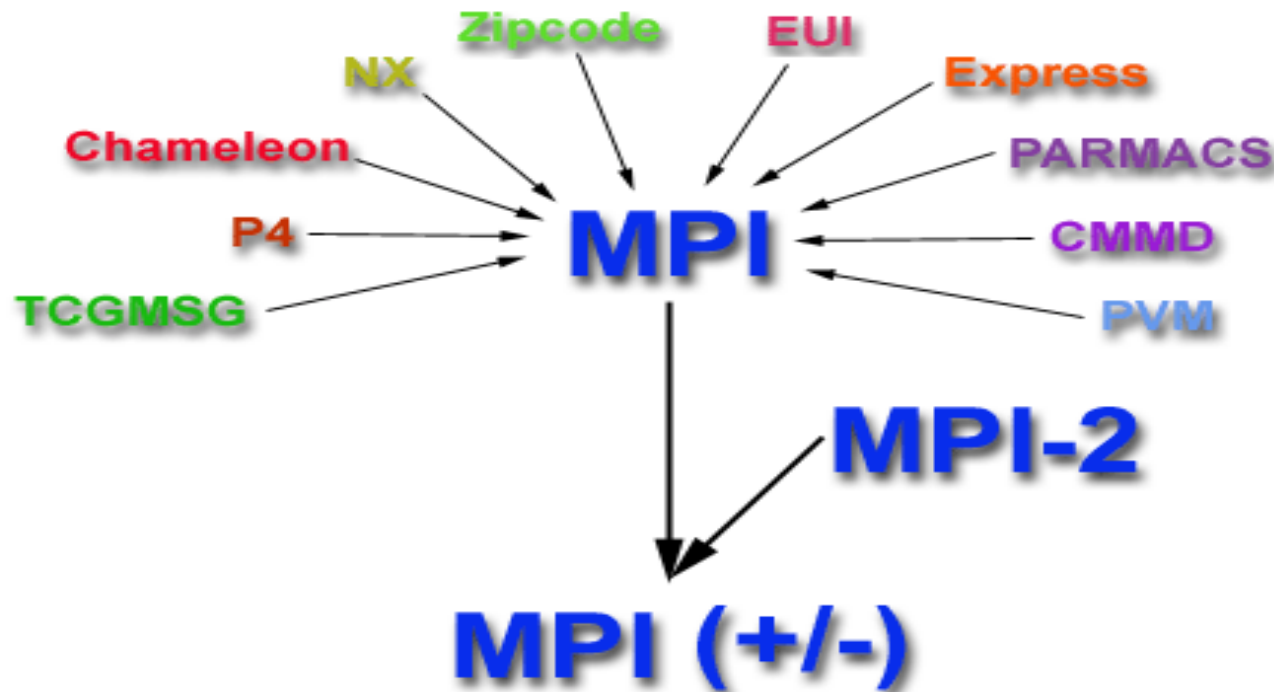
 - **Portable**: Run on different machines or platforms

 - Scalable: Run on million of compute nodes

 - Flexible: Isolate MPI developers from MPI programmers (users)

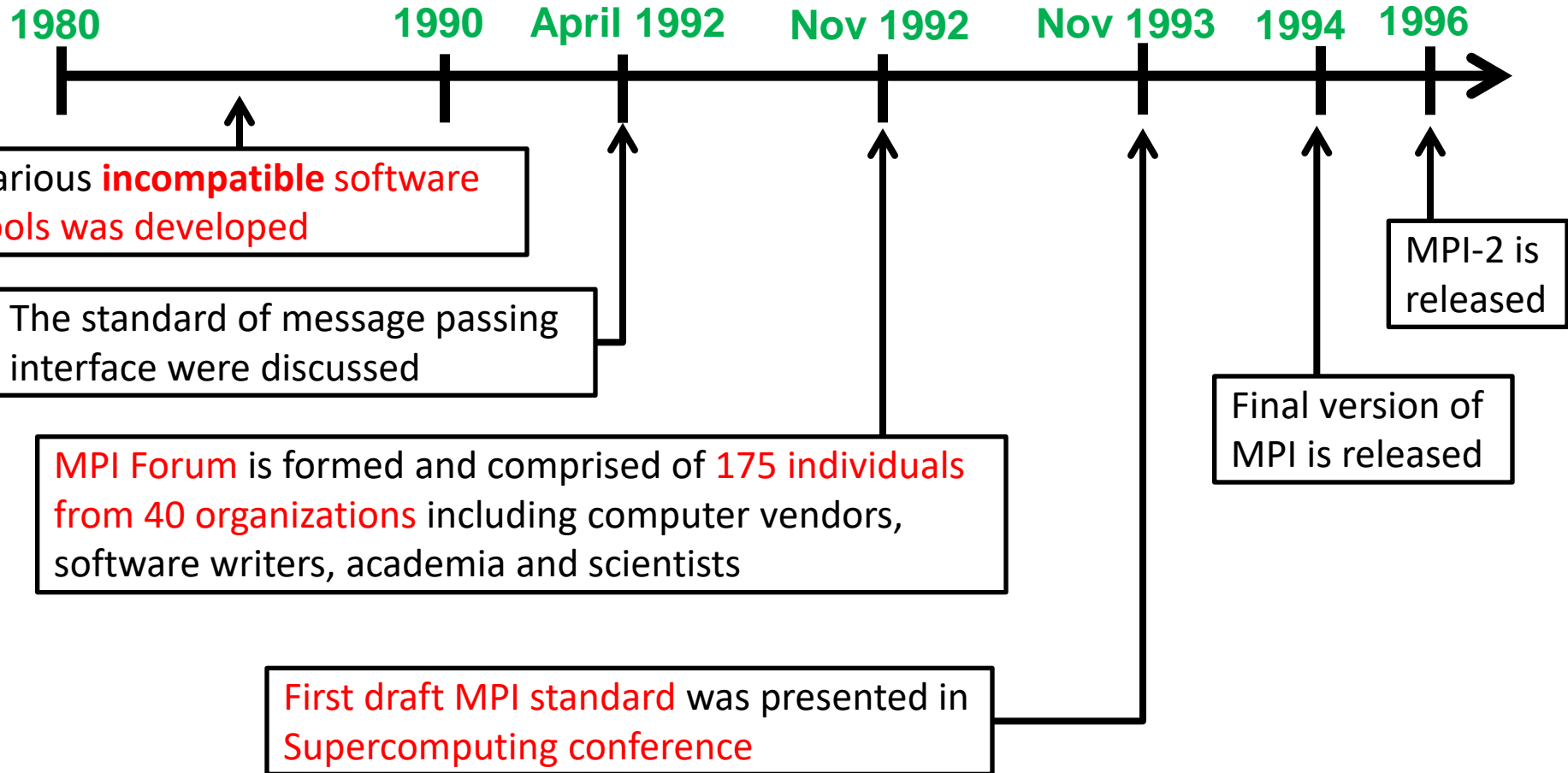


History and Evolution



- MPI resulted from the efforts of numerous individuals and groups
- Today, MPI implementations are a combination of MPI-1 and MPI-2. A few implementations include the full functionality of both
- The MPI Forum is now drafting the MPI-3 standard

History and Evolution



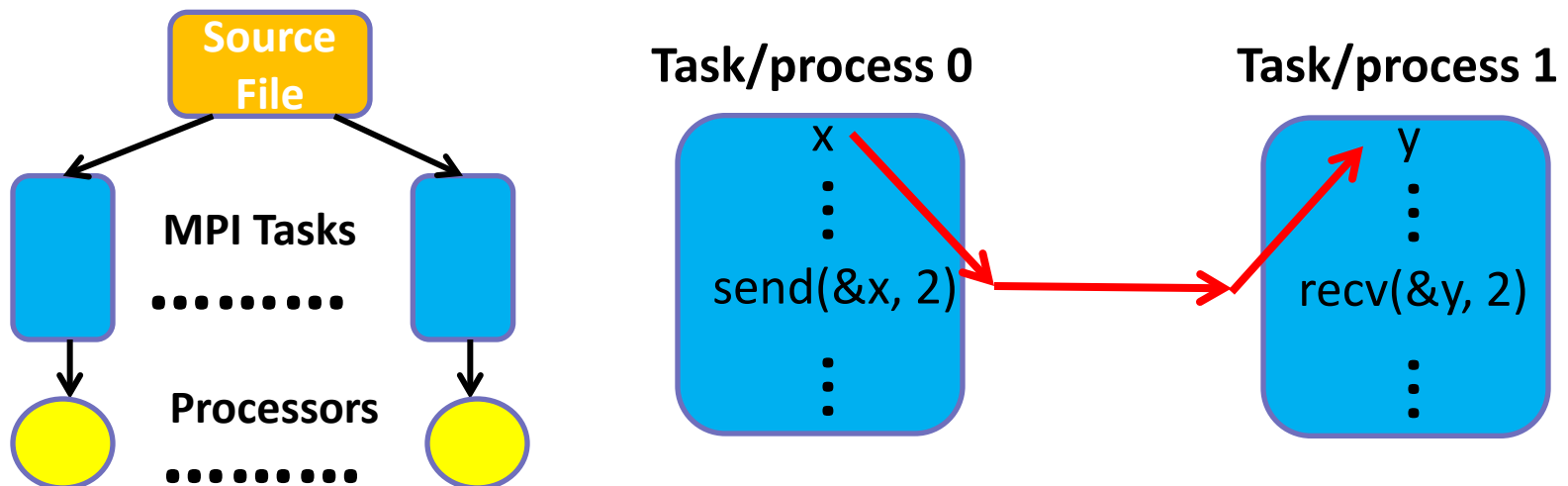
Programming Model

■ SPMD: Single Program Multiple Data

- Allow **tasks** to **branch or conditionally execute only parts of the program** they are designed to execute
- MPI tasks of a parallel program **can not be dynamically spawned** during run time. (MPI-2 addresses this issue).

■ Distributed memory

- MPI provide method of **sending & receiving message**



Outline

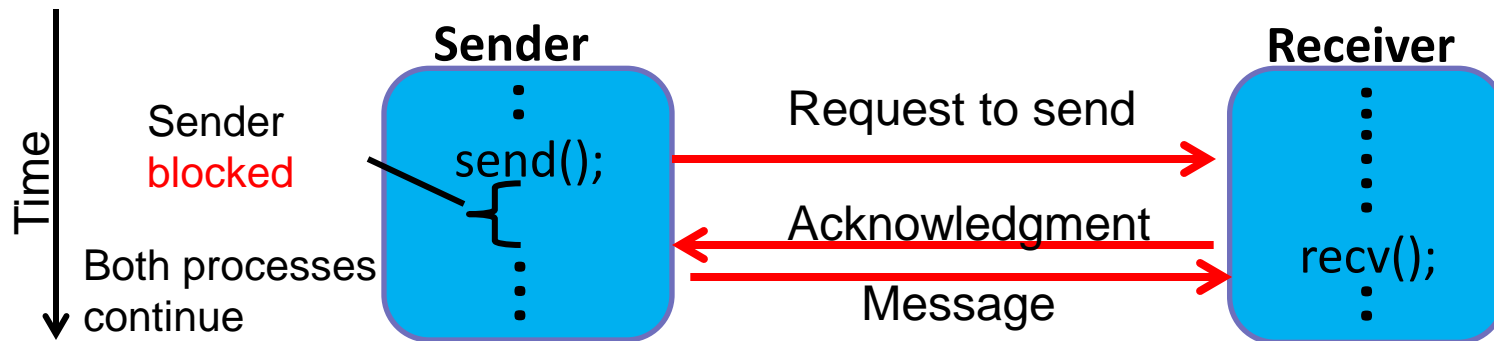
- MPI Introduction
- Communication Methods
 - Synchronous / Asynchronous
 - Blocking / Non-Blocking
- MPI API
- MPI-IO

Communication Methods


- From the view of **the pair of communicated processes**
 - **Synchronous communication** --- sending and receiving data occurs **simultaneously**
 - **Asynchronous communication** --- sending and receiving data occurs **non-simultaneously**
- From the view of **individual function call**
 - **Blocking** --- has been used to describe routines that do not **return until the transfer is completed**
 - **Non-blocking** --- has been used to describe routines that return whether or not the message had been received
- Synchronous vs. blocking:
 - Synchronous comm. commonly implemented by blocking call
 - Synchronous comm. intrinsically performs two action:
Transfer Data & Synchronize Processes

Synchronous/Blocking Message Passing

- **Sender:** wait until the complete message can be accepted by the receiver before sending the message

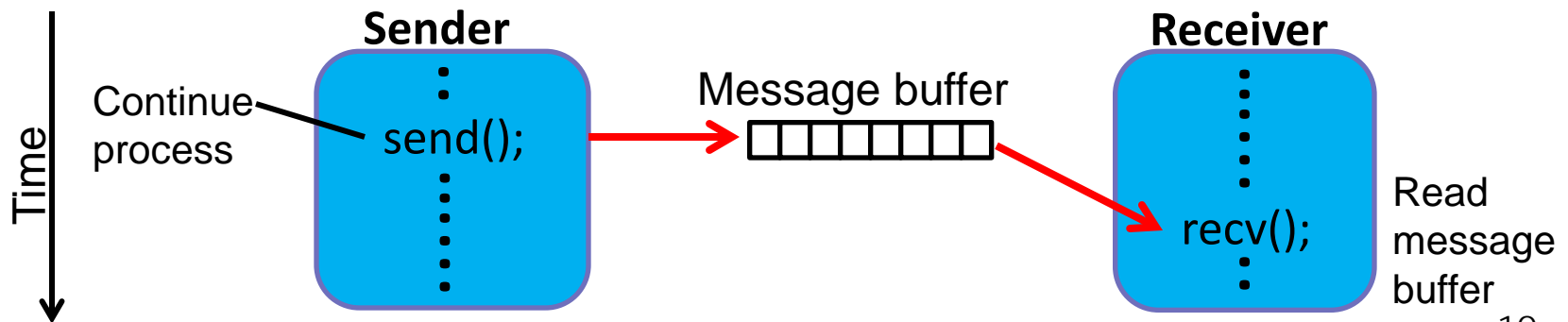


- **Receiver:** wait until the message it is expecting arrives



Asynchronous/Non-Blocking Message Passing

- How message-passing routines can return before the message transfer has been completed?
 - Generally, a **message buffer** needed between source and destination to hold message
 - Message buffer is a **memory space** at the **sender and/or receiver side**
 - For **send routine**, once the **local actions** have been **completed** and the **message is safely on its way**, the process can continue with subsequent work



Outline

- MPI Introduction
- Communication Methods
- MPI API
 - Getting Start
 - Environment Management Routine
 - Point-to-Point Communication Routines
 - Collective Communication Routines
 - Group and Communicator Management Routines

Getting Start

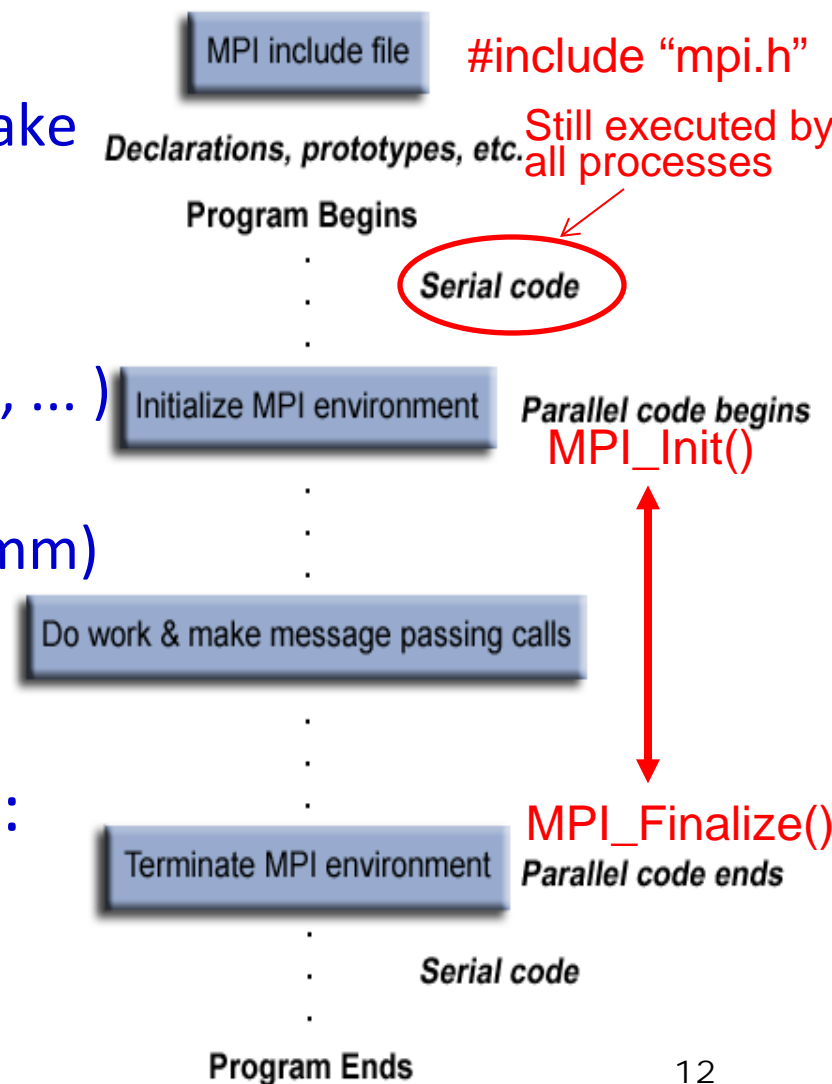
■ Header file: “mpi.h”

- Required for all programs that make MPI library call

■ MPI calls:

- **Format:** `rc = MPI_Xxx(parameter, ...)`
- **Example:** `rc = MPI_Bcast(&buffer, count, datatype, root, comm)`
- **Error code:** return as “rc”;
`rc=MPI_SUCCESS` if successful

■ General MPI program structure:



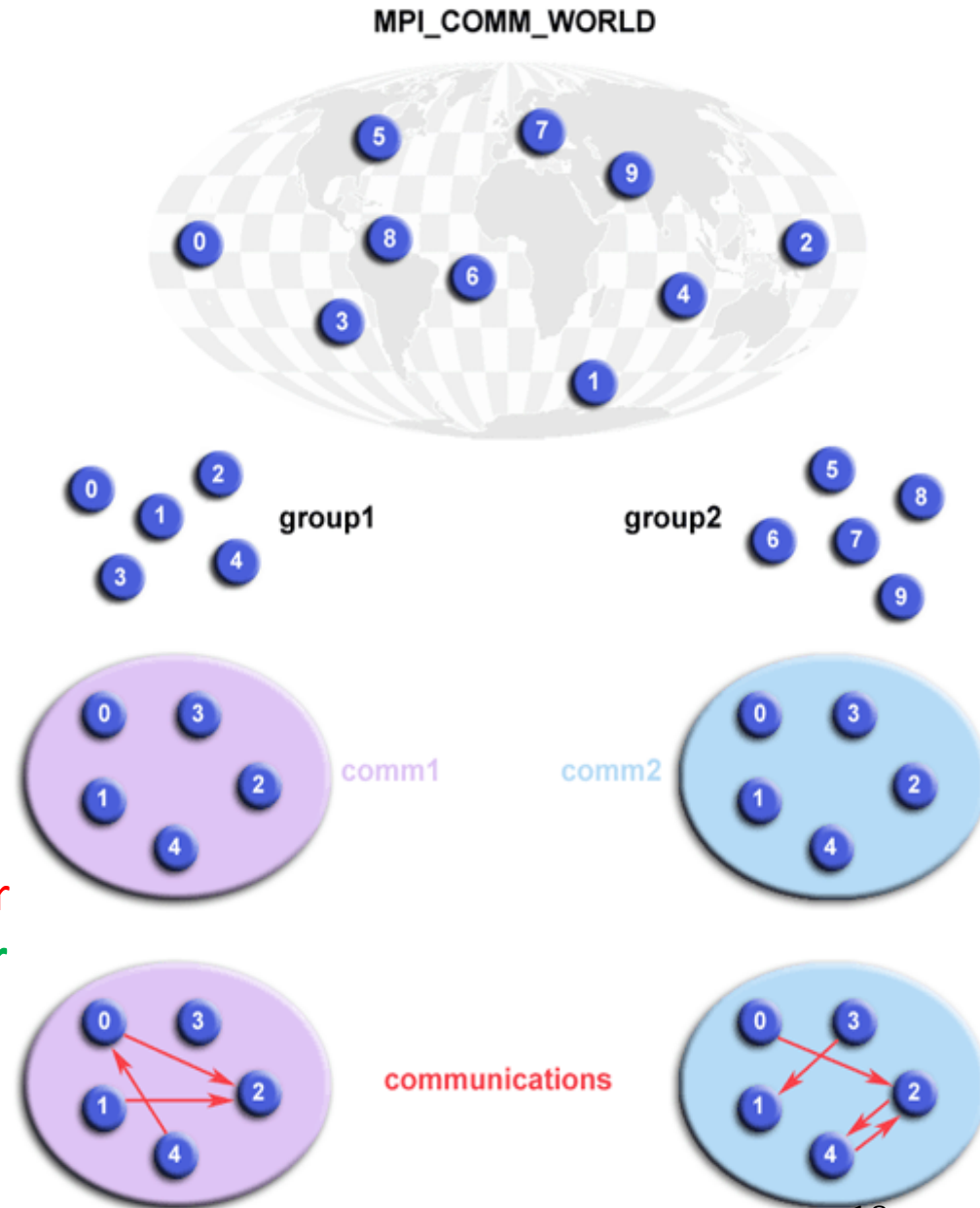
Getting Start

■ Communicators and Groups:

- **Groups** define which **collection of processes** may communicate with each other
- Each group is associated with a **communicator** to perform its communication function calls
- **MPI_COMM_WORLD** is the **pre-defined** communicator for all processors

■ Rank

- An **unique identifier** (task ID) for each process in a **communicator**
- Assigned by the system when the process initializes
- Contiguous and **begin at zero**



Environment Management Routines

■ **MPI_Init ()**

- Initializes the MPI execution environment
- Must be called before any other MPI functions
- Must be called only once in an MPI program

■ **MPI_Finalize ()**

- Terminates the MPI execution environment
- No other MPI routines may be called after it

■ **MPI_Comm_size (comm, &size)**

- Determines the number of processes in the group associated with a communicator

■ **MPI_Comm_rank (comm, &rank)**

- Determines the rank of the calling process within the communicator
- This rank is often referred to as a task ID

Example

```
#include "mpi.h"
int main (int argc, char *argv[]) {
    int numtasks, rank, rc;
    rc = MPI_Init (&argc,&argv);
    if (rc != MPI_SUCCESS) {
        printf ("Error starting MPI program. Terminating.\n");
        MPI_Abort (MPI_COMM_WORLD, rc);
    }
    MPI_Comm_size (MPI_COMM_WORLD, &numtasks);
    MPI_Comm_rank (MPI_COMM_WORLD, &rank);
    printf ("Number of tasks= %d My rank= %d\n", numtasks, rank);
    MPI_Finalize ();
}
```

Outline

- MPI Introduction
- Communication Methods
- MPI API
 - Getting Start
 - Environment Management Routine
 - Point-to-Point Communication Routines
 - Collective Communication Routines
 - Group and Communicator Management Routines

Point-to-Point Communication Routines

Blocking send	<code>MPI_Send(buffer,count,type,dest,tag,comm)</code>
Non-blocking send	<code>MPI_Isend(buffer,count,type,dest,tag,comm,request)</code>
Blocking receive	<code>MPI_Recv(buffer,count,type,source,tag,comm,status)</code>
Non-blocking receive	<code>MPI_Irecv(buffer,count,type,source,tag,comm,request)</code>

- **buffer**: Address space that references the data to be sent or received
- **type**: `MPI_CHAR`, `MPI_SHORT`, `MPI_INT`, `MPI_LONG`, `MPI_DOUBLE`, ...
- **count**: Indicates the number of data elements of a particular type to be sent or received
- **comm**: indicates the communication context
- **source/dest**: the rank (task ID) of the sender/receiver
- **tag**: arbitrary non-negative integer assigned by the programmer to uniquely identify a message. Send and receive operations must match message tags. `MPI_ANY_TAG` is the wild card.
- **status**: status after operation
- **request**: used by non-blocking send and receive operations

Blocking Example

Blocking send	MPI_Send(buffer,count,type,dest,tag,comm)
Blocking receive	MPI_Recv(buffer,count,type,source,tag,comm,status)

```
MPI_Comm_rank(MPI_COMM_WORLD, &myRank); /* find process rank */
if (myRank == 0) {
    int x=10;
    MPI_Send(&x, 1, MPI_INT, 1, 0, MPI_COMM_WORLD);
} else if (myRank == 1) {
    int x;
    MPI_Recv(&x, 1, MPI_INT, 0, MPI_ANY_TAG, MPI_COMM_WORLD, status);
}
```

Non-Blocking Example

Non-Blocking send	<code>MPI_Isend(buffer,count,type,dest,tag,comm,request)</code>
Non-Blocking receive	<code>MPI_Irecv(buffer,count,type,source,tag,comm,request)</code>

```
MPI_Comm_rank(MPI_COMM_WORLD, &myrank); /* find process rank */
if (myrank == 0) {
    int x=10;
    MPI_Isend(&x, 1, MPI_INT, 1, 0, MPI_COMM_WORLD, req1);
    compute();
} else if (myrank == 1) {
    int x;
    MPI_Irecv(&x, 1, MPI_INT, 0, MPI_ANY_TAG, MPI_COMM_WORLD, req1);
}
MPI_Wait(req1, status);
```

- `MPI_Wait()` **blocks** until the operation has actually **completed**
- `MPI_Test()` returns with a flag set indicating whether operation completed at that time.

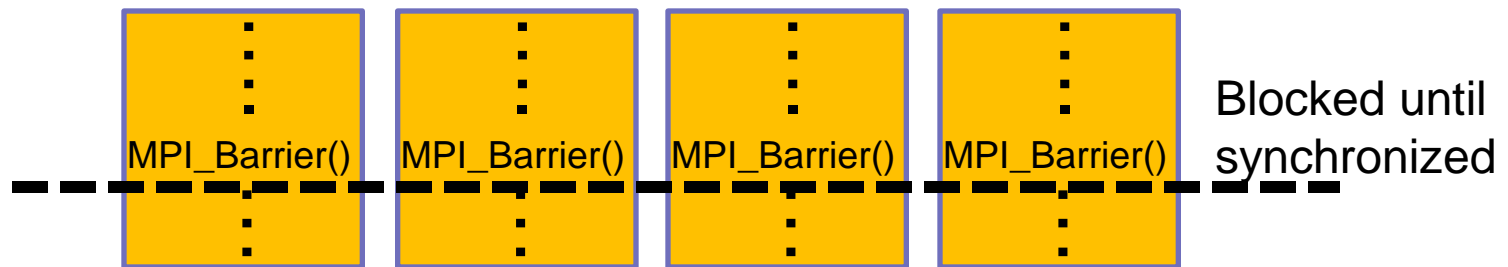
Outline

- MPI Introduction
- Communication Methods
- MPI API
 - Getting Start
 - Environment Management Routine
 - Point-to-Point Communication Routines
 - Collective Communication Routines
 - Group and Communicator Management Routines
- MPI-IO

Collective Communication Routines

■ MPI_Barrier(comm)

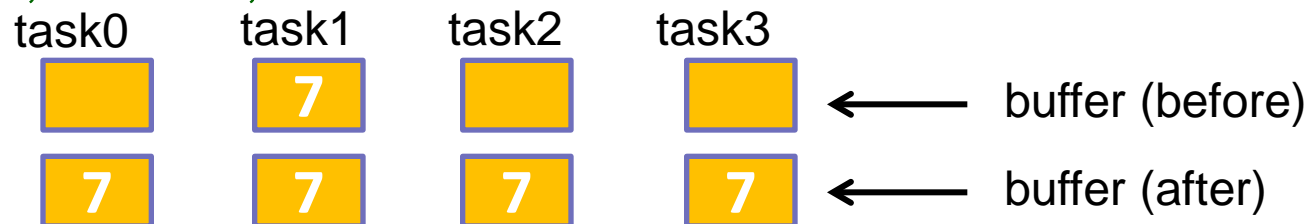
- Creates a barrier **synchronization** in a group
- **Blocks** until **all tasks** in the **group** reach the same MPI_Barrier call



■ MPI_Bcast(&buffer, count, datatype, root, comm)

- Broadcasts (sends) a message from the process with rank "root" to all other processes **in the group**

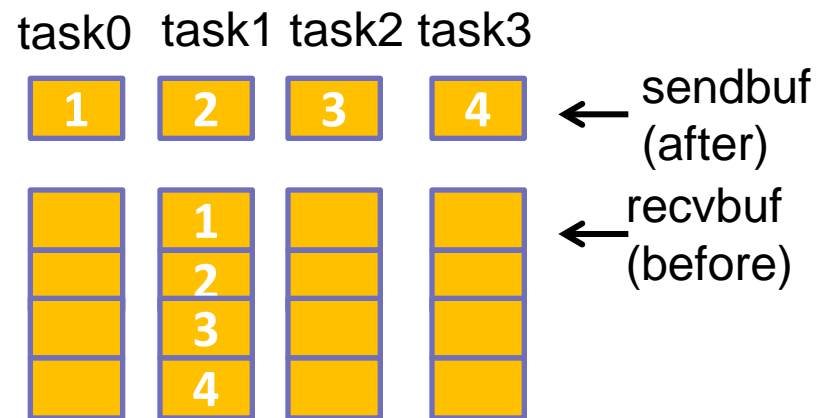
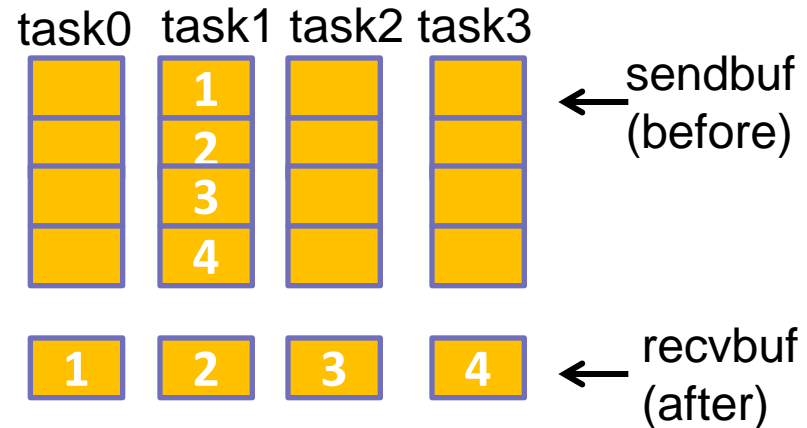
root=1; count=1;



Collective Communication Routines

- `MPI_Scatter` (&sendbuf, sendcnt, sendtype, &recvbuf, recvcnt, recvtype, **root**, comm)
 - Distributes **distinct** messages from a source task to all tasks
- `MPI_Gather` (&sendbuf, sendcnt, sendtype, &recvbuf, recvcnt, recvtype, **root**, comm)
 - Gathers **distinct** messages from each task in the group to a single destination task
 - This routine is the **reverse operation** of `MPI_Scatter`

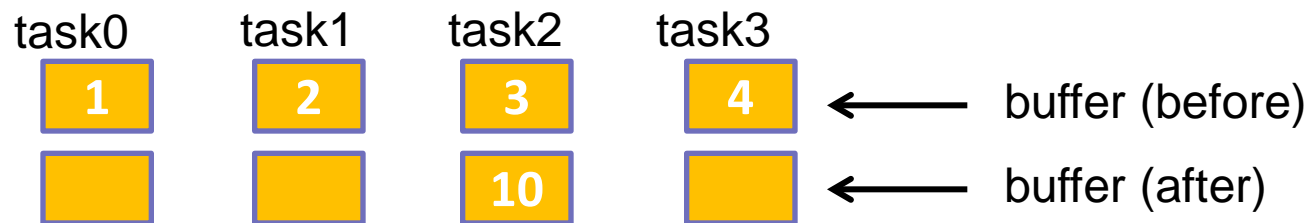
`root=1; sendcnt=recvcnt=1;`



Collective Communication Routines

- `MPI_Reduce (&sendbuf, &recvbuf, count, datatype, op, dest, comm)`
 - Applies a **reduction operation** on **all tasks** in the group and places the **result in one task**

`dest=2, count=1; op=MPI_SUM`



- **Pre-defined** Reduction Operations

<code>MPI_MAX</code>	Maximum	<code>MPI_MIN</code>	Minimum
<code>MPI_SUM</code>	Sum	<code>MPI_PROD</code>	Product
<code>MPI_LAND</code>	Logical AND	<code>MPI_BAND</code>	Bit-wise AND
<code>MPI_LOR</code>	Logical OR	<code>MPI_BOR</code>	Bit-wise OR
<code>MPI_LXOR</code>	Logical XOR	<code>MPI_BXOR</code>	Bit-wise XOR

Collective Communication Routines

- `MPI_Allgather` (&sendbuf, sendcount, sendtype, &recvbuf, recvcount, recvtype, comm)
 - Concatenation of data to all tasks
 - This is equivalent to an `MPI_Gather` followed by an `MPI_Bcast`
- `MPI_Allreduce` (&sendbuf, &recvbuf, count, datatype, op, comm)
 - Applies a reduction operation and places the result in all tasks
 - This is equivalent to an `MPI_Reduce` followed by an `MPI_Bcast`

`sendcnt = recvcnt = 1;`

task0 task1 task2 task3

1	2	3	4
---	---	---	---

← sendbuf
(before)

1	1	1	1
2	2	2	2
3	3	3	3
4	4	4	4

← recvbuf
(after)

`count=1; op=MPI_SUM`

task0 task1 task2 task3

1	2	3	4
---	---	---	---

← buffer
(before)

10	10	10	10
----	----	----	----

← buffer
(after)

Outline

- MPI Introduction
- Communication Methods
- MPI API
 - Getting Start
 - Environment Management Routine
 - Point-to-Point Communication Routines
 - Collective Communication Routines
 - Group and Communicator Management Routines

Group and Communicator Routines

- Group & Communicator Data Type
 - MPI_Group
 - MPI_Comm
- MPI_Comm_group(Comm, &Group)
 - Access the group associated with a given communicator
- MPI_Group_incl(Group, size, ranks[], &NewGroup)
 - Produce a group by including a subset of members from an existing group
- MPI_Comm_create(Comm, NewGroup, &NewComm)
 - Create a new communicator
 - The new communicator must be a **subset of the original group**

Examples: Divide MPI tasks into two groups

```
int rank, numtasks;
MPI_Group orig_group, new_group;
MPI_Comm new_comm

MPI_Init();
MPI_Comm_rank(MPI_COMM_WORLD, &rank);
MPI_Comm_size(MPI_COMM_WORLD, &numtasks);

/* Extract the original group handle */
MPI_Comm_group(MPI_COMM_WORLD, &orig_group);

/* Divide tasks into two distinct groups based upon rank */
int rank1[4] = {0,1,2,3}, rank2[4] = {5,6,7,8};
if (rank < numtasks/2) MPI_Group_incl(orig_group, numtasks/2, ranks1, &new_group);
else MPI_Group_incl(orig_group, numtasks/2, ranks2, &new_group);

/* Create new communicator & Broadcast within the new group */
MPI_Comm_create(MPI_COMM_WORLD, new_group, &new_comm);
MPI_Barrier(new_comm);
MPI_Finalize();
```

Outline

■ MPI Introduction

- History & Evolution

■ Communication Methods

- Synchronous / Asynchronous
- Blocking / Non-Blocking

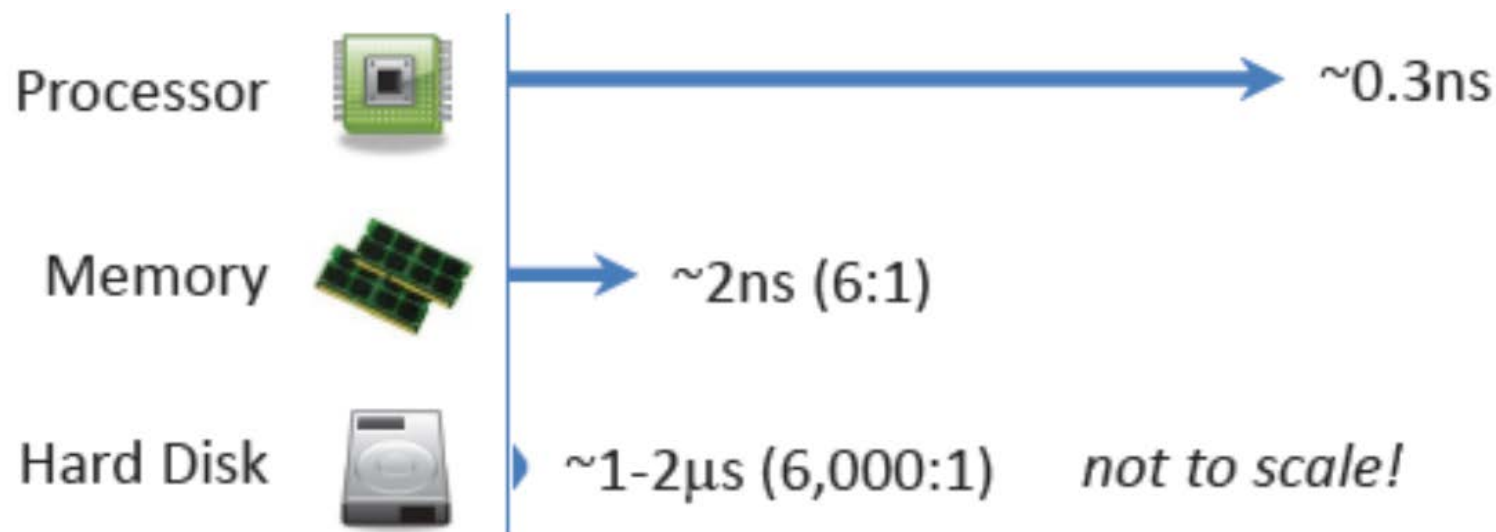
■ MPI API

- Point-to-Point Communication Routines
- Collective Communication Routines
- Group and Communicator Management Routines

■ MPI-IO

Relative Speed of Components in HPC Platform


- An HPC platform's I/O subsystems are typically slow as compared to its other parts
- The I/O gap between memory speed and average disk access stands at roughly 10^{-3}



Concurrent Data Access in a Cluster

We need some magic to make the collection of spinning disks act like a single disk ...

a few hundreds spinning disks

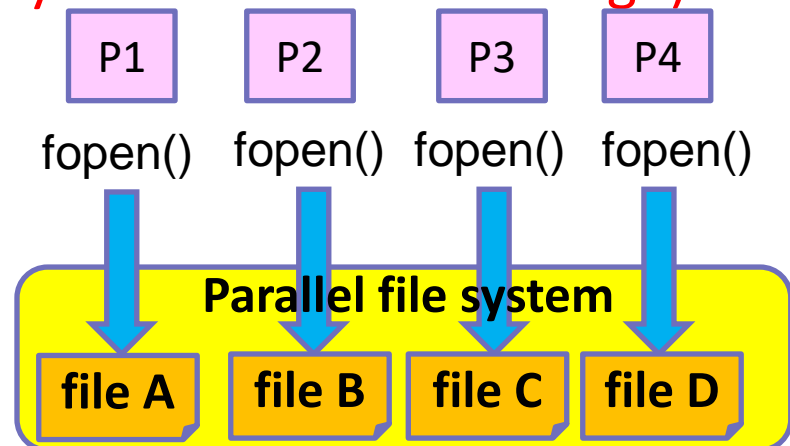
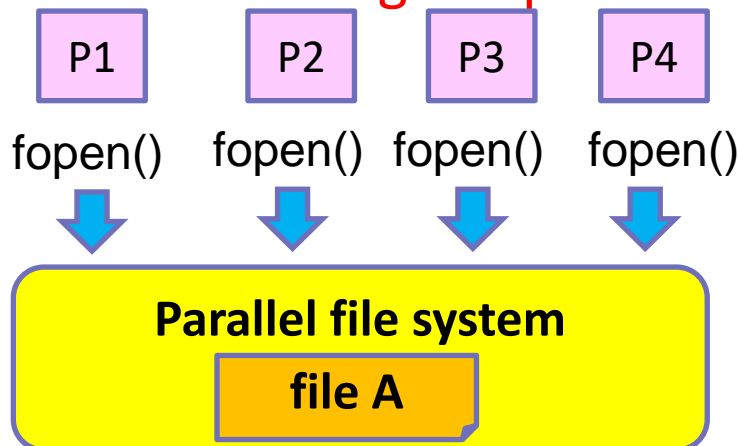


hundreds of thousands of processors

POSIX File Access Operations

■ POSIX file system call “fopen()”:

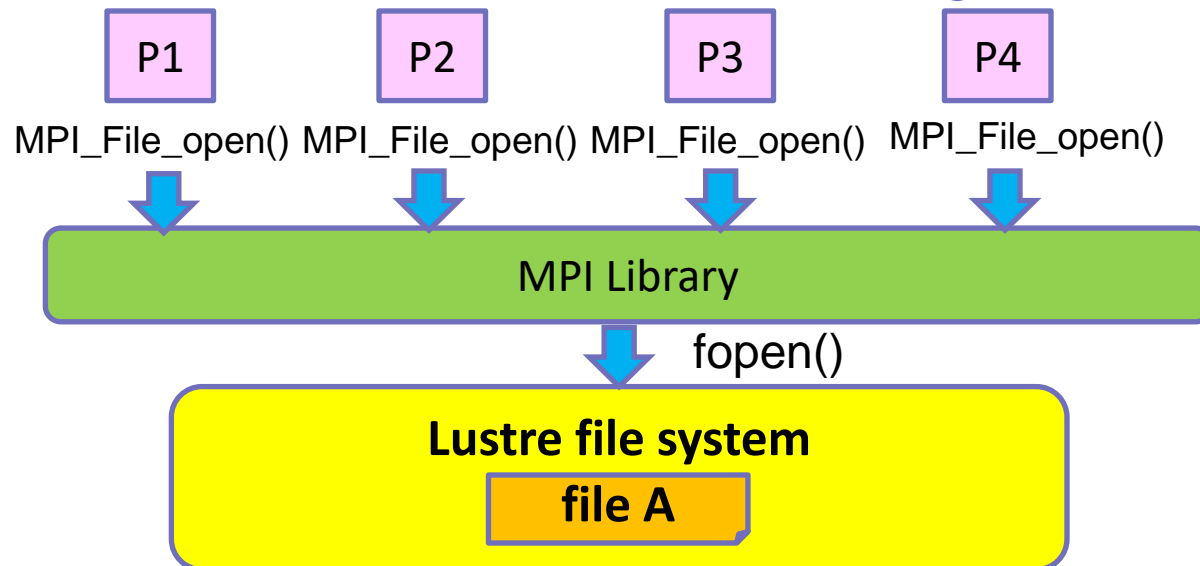
- The same is opened by each processes → multiple file handlers across your MPI processes
- Open the same file with read permission is OK
- But can't open with **write permission** together due file system **locking** mechanism → data inconsistency
- To write simultaneously must **create multiple files** (can't take advantage of parallel file system & hard to manage)



MPI-IO File Access Operations

■ MPI-IO call “MPI_File_open()”

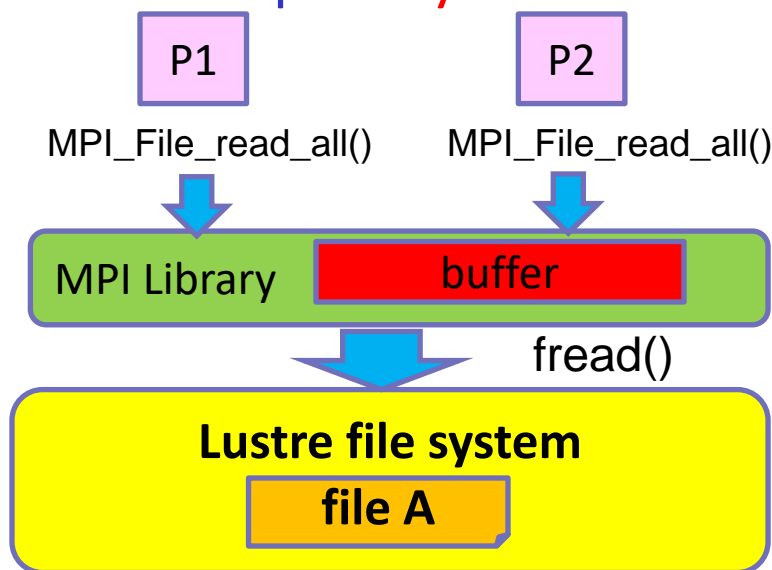
- File is **opened only once** in a **collective** manner
- MPI library will share and synchronize with each other to use the same file handler
- Can handle both read and write together



MPI-IO Independent/Collective I/O

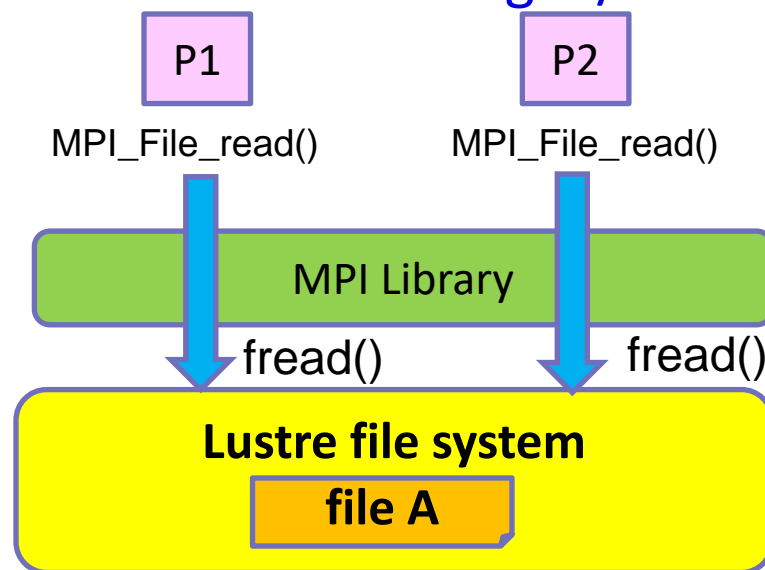
■ Collective I/O

- Read/write to a shared memory buffer, then issue **ONE file request**
- Reduce #I/O request
➔ Good for small I/O
- Require **synchronization**



■ Independent I/O

- Read/write individually
- Prevent synchronization
- One request per process
- Request is **serialized if access the same OST**
- Good for large I/O



MPI-IO API

- **MPI_File_open(MPI_Comm comm, char *filename, int amode, MPI_Info info, MPI_File *fh)**
 - Open a file
- **MPI_File_close(MPI_File *fh)**
 - Close a file
- **MPI_File_read/write(MPI_File fh, void *buf, int count, MPI_Datatype datatype, MPI_Status *status)**
 - **Independent** read/write using individual file pointer
- **MPI_File_read/write_all(MPI_File fh, void *buf, int count, MPI_Datatype datatype, MPI_Status *status)**
 - **Collectively** read/write using individual file pointer
- **MPI_File_sync(MPI_File fh)**
 - **Flush** all previous writes to the storage device

Reference

- Textbook:

- Parallel Computing Chap2

- MPI Tutorial:

- <https://computing.llnl.gov/tutorials/mpi/>

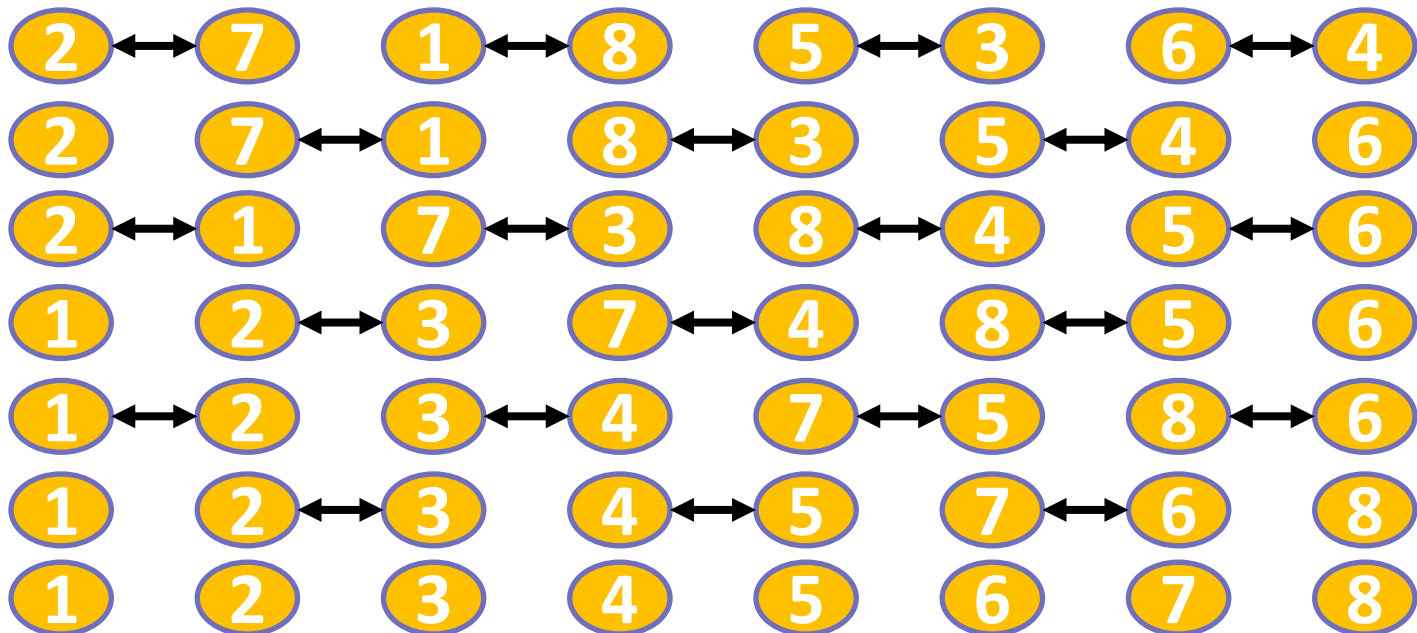
- MPI API:

- <http://www.mcs.anl.gov/research/projects/mpi/www/www3/>

HW1: Odd-Even Sort

■ Algo:

- comparing & switch in order between all (odd, even)-indexed pairs of adjacent elements in the list
- comparing & switch in order between all (even, odd)-indexed pairs of adjacent elements in the list
- Repeat until the list is sorted



HW1: Odd-Even Sort

■ Sequential code:

```
/* Assumes a is an array of values to be sorted. */  
var sorted = false;  
while(!sorted) {  
    sorted=true;  
    for(var i = 1; i < list.length-1; i += 2) {  
        if(a[i] > a[i+1]) { swap(a, i, i+1); sorted = false; }  
    }  
    for(var i = 0; i < list.length-1; i += 2) {  
        if(a[i] > a[i+1]) { swap(a, i, i+1); sorted = false; }  
    }  
}
```

HW1: Odd-Even Sort

■ Parallel Code:

1. For each process with odd rank P , send its number to the process with rank $P-1$.
2. For each process with rank $P-1$, compare its number with the number sent by the process with rank P and send the larger one back to the process with rank P .
3. For each process with even rank Q , send its number to the process with rank $Q-1$.
4. For each process with rank $Q-1$, compare its number with the number sent by the process with rank Q and send the larger one back to the process with rank Q .
5. Repeat 1-4 until the numbers are sorted.